



# **sE8 Omni Capsule**

User Manual

## Thank you

---

Thank you for choosing the sE8 Omni capsule! This manual includes details and specifications that we hope will assist you in getting the most out of it. Please take a few minutes to review our usage recommendations.

We take pride in the attention to detail under which our products are crafted, therefore the entirety of manufacturing is done by hand in our own facilities. We sincerely hope you'll enjoy working with your new Omni capsule(s) as much as we enjoyed designing and building it for you.

Happy Tracking,  
The sE Team

## Brief Description

---

sE Electronics produces multiple capsules for the sE8 form factor. To change the sE8 capsule, turn it counterclockwise until you are able to remove it. Place the desired capsule onto the preamplifier base, and rotate it clockwise until tight. Do not over-tighten. All of our capsules maintain the exceptional features of the sE8's internal electronics, i.e. low noise, two low-cut filters, and two attenuation pads. Please refer to the original sE8 user manual for more specific information on operating the preamplifier base.

## Safety and maintenance

---



### Risk of damage

Please make sure that the piece of equipment to which your microphone will be connected fulfils the safety regulations enforced in your country and is fitted with a ground lead.

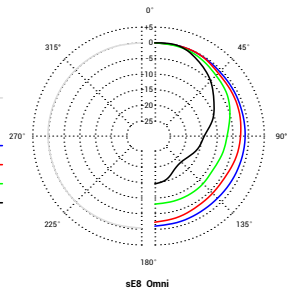
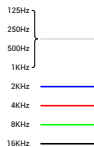
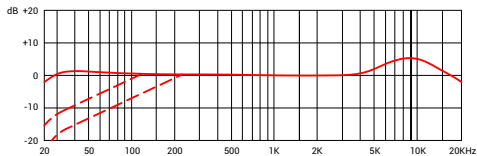
## Technical Specifications

---

Capsule	True Condenser
Frequency range	20 – 20,000 Hz
Sensitivity	18.6 mV/Pa (-34.6 dBV)
Equivalent Input Noise (EIN)	15 dB(A)
Electrical Impedance	$\leq 200$ Ohms
Power Requirement	+48V Phantom Power
Connectivity	3-pin male XLR connector

Diameter	23 mm (0.91 in.)
Length	21.5 mm (0.85 in.) capsule-only 120 mm (4.72 in.) including sE8 preamp
Weight	26 g (0.92 oz) capsule-only 141 g (4.97 oz) including sE8 preamp

## Frequency Response & Polar Pattern



## Support

---

In the event that you experience any problems or have any questions regarding your sE product, please contact your dealer first for the fastest and most direct service. If authorized service is required, it will be arranged by that dealer:

<http://www.seelectronics.com/dealers>

If you are still having difficulties with support or assistance, please do not hesitate to contact us directly:

<http://www.seelectronics.com/contact-us>

Lastly, please remember to register your new gear with sE to extend your warranty to a full three years:

<http://www.seelectronics.com/registration>



sE Electronics International, Inc.  
448 Ignacio Blvd, STE 411  
Novato, CA 94949, USA

Our international distributors & sales representatives: <http://www.seelectronics.com/contact-us>

This product conforms to the standards listed in the Declaration of Conformity. Please contact us if you want to order a free copy of the Declaration of Conformity. Technical data subject to change without notice.



This page is intentionally left blank.

# IMPORTANT

## WARRANTY REGISTRATION

Thank you for purchasing an sE product! You are automatically entitled to a two-year warranty, but can extend this to a full three years with registration. To register your new equipment and to read the full warranty details, please go here:

<http://www.seelectronics.com/registration>

Most Sincerely,

The sE Team